

# SHELTER-IN-PLACE

## BEE PREPARED



### for Chemical Emergencies

# MY RESOURCES

9-1-1 CALL FOR EMERGENCIES ONLY  
(FIRE/POLICE/SHERIFF/AMBULANCE)

LEPC INFORMATION LINE  
RECORDED EMERGENCY INFORMATION  
361-621-1567

NOAA Alert Radios

**i-INFO** SYSTEM

<https://r.i-info.com/rc/cbcan>

Local TV and Radio Station 107.1 (KRXB) in Beeville



LOCAL EMERGENCY PLANNING COMMITTEE

**LEPC**

*...safety in knowledge*

---

**BEE COUNTY**



**SHELTER-IN-PLACE  
IS A TECHNIQUE DESIGNED  
TO PROTECT YOU  
AND YOUR FAMILY  
IN AN EMERGENCY.  
THE FOLLOWING PAGES ILLUSTRATE THE STEPS.**




REMEMBER: CHEMICALS ARE EVERYWHERE! IN A CHEMICAL  
EMERGENCY SHOULD YOU SHELTER IN PLACE OR GO?




# 1. Quickly get into your house or shelter.




## 2. Shut all doors and windows in house.



**3.** Turn off all cooling and heating systems.



**4.** Tape and seal ALL windows and doors “in Safe (shelter) room”.



**5.** Place damp towels under doors to absorb gases.




**6. Keep everyone in safe room that has the least windows & doors. Bedroom with attached bathroom is preferred room, if available.**



# 7. Keep your phone charged and ready.




**8.** Tune in to the T.V. or radio station 107.1 (KRXB) Beeville for further instructions.



# At home or at school, your Shelter-In-Place kit should contain:


- First Aid Kit
- Battery-Operated Radio
- Flashlight
- Extra Batteries
- Non-Perishable Food Items
- Plastic Trash Bags
- Duct Tape
- Masking Tape
- Towels
- Water
- Class Roster or Items Your School Requires



# **EVACUATE - GO!**

**When an emergency occurs, local authorities may call for residents to evacuate. When ordered to evacuate, it is important to remember:**


- Follow your family (or business) emergency plan. Know how to communicate with family members or co-workers. Have a phone contact list.
- Know where to get information about the emergency - i-Info Notification System and local television or radio stations.
- Take your emergency supply kit with you when leaving.
- Keep a road map in your emergency supply kit.
- Know where you are going and go immediately to that location.
- Know an alternate route to your destination in case your primary route is blocked or unavailable.
- Know your school's emergency plan.



# MY EMERGENCY PLAN

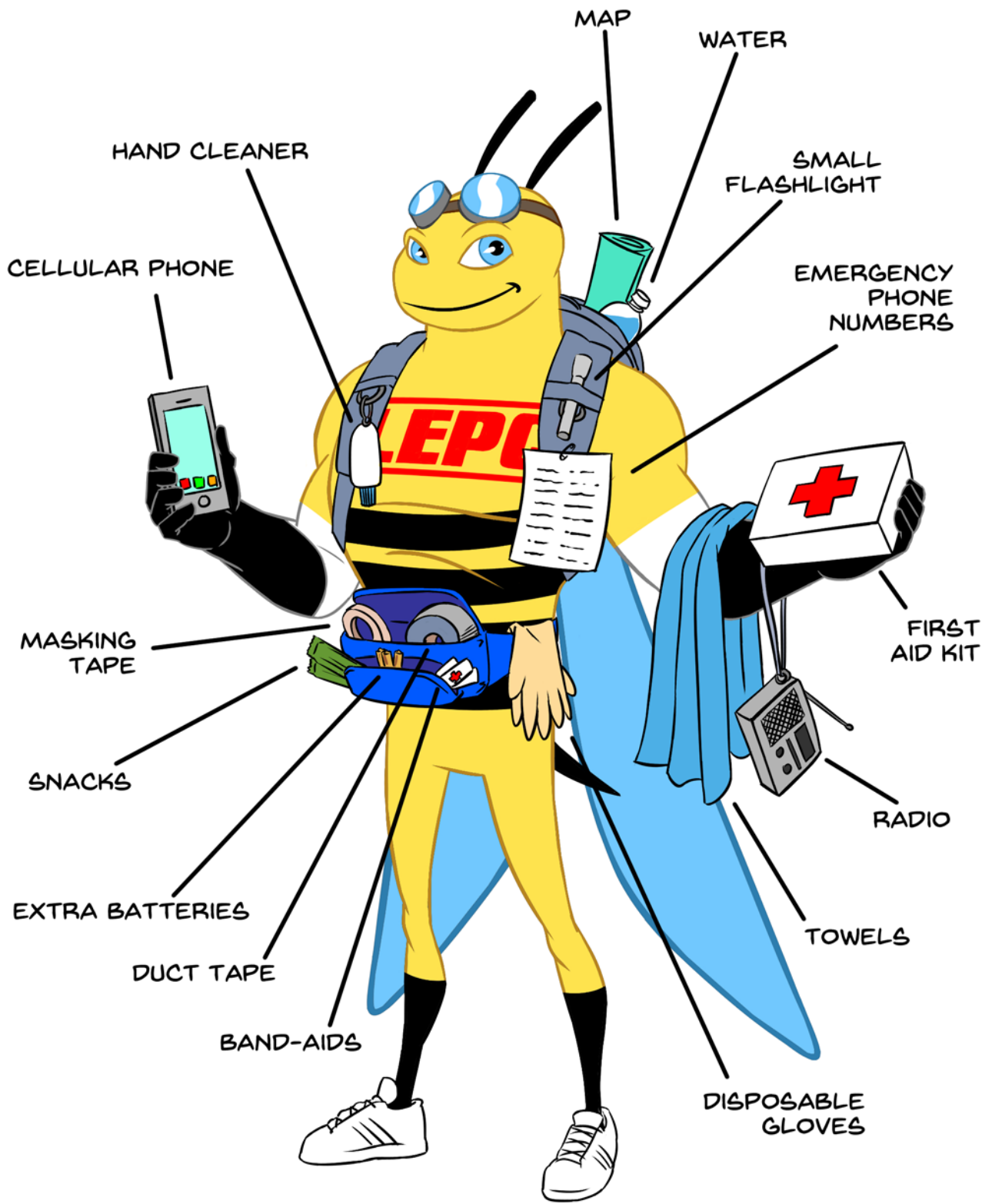
Practice your plan so everyone will remember what to do!

- Remember to practice your emergency plan.
- Keep shelter-in-place kit stocked and ready.



M B E E S U P E R R E A D Y O  
E L T I H B P A A F C J P K X  
Z F B C E A O J D L S C C U U  
F Q J J L T H Y A A W Q L C W  
I I I F T T D L G S I A Z P G  
R P Y B E E D H J H H T T R C  
S C Y F R R W F I L O A I E T  
T S T M I I F V O I A P O L R  
A G Y T N E J Q D G Y E T R A  
I O N Y P S G A W H M G I X S  
D N G L L P R Y N T Z Q U N H  
K Y L O A A J L I S K M M N B  
I K G V C E A P L Q N C K D A  
T V Y E E T E M T U H X C P G  
R F V F X K R J P T V I M K S

SHELTERINPLACE  
FIRSTAIDKIT  
RADIO  
BATTERIES  
WATER  
~~TAPE~~  
TRASHBAGS  
FLASHLIGHTS  
BEESUPERREADY





LOCAL EMERGENCY PLANNING COMMITTEE

**LEPC**

*...safety in knowledge*

**BEE COUNTY**

**Serving Bee County**

Your Local Emergency Planning Committee

“Promoting Safety Through Education”

**(361) 621-1567**

**[www.beelepc.org](http://www.beelepc.org)**

**Prepared by the Community for the Community**